

NATIONAL MEDICAL COMMISSION

STANDARD ASSESSMENT FORM

FORM-C

File No: /Assessment No.:

Name of Course : 3 RD (I) MBBS

Name of Subject : OTORHINOLARYNGOLOGY (ENT)

Name of College : VILASRAO DESHMUKH GOVERNMENT MEDICAL COLLEGE , LATUR.

Name of University : MUHS,NASHIK

Place of examination : VILASRAO DESHMUKH GOVERNMENT MEDICAL COLLEGE, LATUR

Date/s of examination : 16 April 2026 to 22 April 2026

1.ASSESSORS:

Sl.	Name	Official add.	Mobile No.	Email address
1.	DR. VINOD KANDAKURE(convener)	LATUR	9130790552	vinodkandakure@gmail.com
2.	Dr.Sachin Garud (Internal)	Latur	9689039993	Drsachingarud85@gmail.com
3.	Dr.Madhuri More(Internal)	Latur	7499668596	madhurimore@gmail.com
4.	Dr.Vandana pramod Thorawade	Solapur	9920111222	Vandanapt73@gmail.com
5.	DR. PRADIPKUMAR KHOKLE	SOLAPUR	9604461642	pdkhokle@gmail.com
6.	DR. ANIL JATAL	NANDURBAR	7620343356	aniljatal37@gmail.com
7.	DR. BALAJI MANE	SOLAPUR	9284738365	drbalajimane90@gmail.com

Assessment order/letter number:

DR. VINOD KANDAKURE	MUHS/PRACT/Appt/379113/2026
Dr.Sachin Garud	MUHS/PRACT/Appt/379116/2026
Dr.Madhuri More	MUHS/PRACT/Appt/379113/2026
Dr.Vandana pramod Thorawade	MUHS/PRACT/Appt/379116/2026
DR. PRADIP KUMAR KHOKLE	MUHS/PRACT/Appt/379113/2026
DR. ANIL JATAL	MUHS/PRACT/Appt/379116/2026
DR. BALAJI MANE	MUHS/PRACT/Appt/379113/2026

[Signature]
Dr. Candakure v. j.

[Signature]
Dr. V. P. Thorawade

[Signature]
Dr. M. S. More

[Signature]
Dr. Balaji Mane
22/4/2026

[Signature]
Dr. P. A. Jchoke

1. REPORT OF PREVIOUS ASSESSMENT :-NOT APPLICABLE

Deficiencies pointed out in the last Assessment/if any	Remarks

A.Scheme of Examination

Marks allotted

Minimum passing marks

1. Theory:

Final examination :	100	50
Internal assessment :	25	13
Total for Theory :	100	50

2.Clinical/practical:

Final examination :	100	50
Internal assessment :	25	13
Total for Practical :	100	50


3.Viva-voce :


Final examination :	100	50
Internal assessment :	25	13
Total for Viva-voce :	100	50

Grand Total :


200

Clubbed together with all heads as per MUHS, nashik practical exam guidelines


 Dr. V.P. Thorawade
 Dr. Canductor VT


 Dr. M.S. More


 Dr. Balaji More
 Dr. A. More


 Dr. P.D. Khowale

B. Theory (Attach 1 copy of each of the papers)

1. Theory paper: 1 Subject: OTORHINOLARYNGOLOGY (ENT) Time: 3 Hrs. Date of exam:
08 April 2026 NO.1: ONLY 1 PAPER

NO.2: ----

2. Place of conduct of exam. VILASRAO DESHMUKH GOVERNMENT MEDICAL COLLEGE, LATUR
3. Invigilation arrangements : DONE AS PER UNIVERSITY GUIDELINES
4. No. of candidates appeared : 142

C. Remarks by the Assessor/s regarding:

- a) Nature of the questions—MCQs/SAQs/Structured Essay type/Long answers: YES
- b) Type of Questions – Recall based/Application based/Problem based: YES
- c) Standard of questions - level of difficulty: Easy / Moderate / Difficult: MODERATE
- d) Do they broadly cover the prescribed curriculum? YES
- e) Standard of the answers: (On a scale of 10 where 0 = Very poor and 10 = Outstanding) :- 7
- f) Internal assessment marks (to be reviewed by the assessors) that have contributed to final examination: YES
- g) Method/pattern of examination of internal examinations conducted during the course of training/study (to be clearly stated):

THEORY (100 MARKS)

PRACTICAL(100MARKS) INCLUDING VIVA

(INSTRUMENTS AND SURGICAL PROCEDURES), OSCI, SURGICAL PATHOLOGY AND RADIOLOGY

- h) Have the Internal assessment marks influenced the final examination? YES

II. PRACTICAL / CLINICAL EXAMINATION: PRACTICAL

[Signature]
Dr. Candakur VT
[Signature]
Dr. N. P. Thorawade

[Signature]
Dr. M. S. More

[Signature]
Dr. Balaji Mane
21/5/26

[Signature]
Dr. P. D. Khosla

a) Conduct of the practical examination (provide details including OSCE).

TWO EXAMINATION TABLES ARRANGED

TABLE 1:- LONG CASE(30 MARKS)

TABLE 2:-SURGICAL PATHOLOGY,RADIOLOGY(15 MARKS)

VIVA,INSTRUMENTS,SURGICAL PROCEDURES(15 MARKS)

OSCE 1:-CLINICAL SKILLS

OSCE 2:-CLINICAL SKILLS

OSCE 3:-CERTIFIABLE SKILLS

OSCE 4:-AETCOM SKILLS

b) Does the practical examination broadly cover the discipline? YES

c) Time allotted for different sections of the examination (Provide details).

CASE TAKING -45 MINUTES

TABLE VIVA -10 MINUTES

OSCE -40 MINUTES (5 SETS OF QUESTIONS)


d) Details of examiners: (please attach brief cv of the examiners).

Note: Provide this information in a sealed envelope marked confidential)


Names Qualification	Designation	Years of Experience as UG Teacher / Examiner


Dr. V.P. Thorawade


Dr. V.P. Thorawade


Dr. M.S. More


Dr. Balaji More
22/11/2026


Dr. P.D. More

Internal examiners		
1). Dr. Vinod Kandakure	Professor	21 years
2) Dr.Sachin Garud	Associate Professor	10 years
3) Dr.Madhuri More	Assistant Professor	8 years
External examiners		
1) Dr.Vandana pramod Thorawade	Professor	26 years
2) Dr. Pradipkumar Khokle	Associate Professor	10 years
3) Dr. Anil Jatal	Assistant Professor	5 years
4) DR. BALaji Mane	Assistant Professor	4 years

e) Mode of practical examination: In batches or otherwise and number of students per day
(Provide details)

OFFLINE MODE WITH 1 BATCHES

CASE TAKING -45 MINUTES

TABLE VIVA -10 MINUTES

OSCE -40 MINUTES (5 SETS OF QUESTIONS)

f) Are there other examination centers in the same University: NO


Yes /No


• If yes, provide details.

g) Do the same examiners conduct the examination in other centers too? YES


Yes/No

• If not, what steps are taken to ensure uniformity of standards? Are meetings of the examiners being conducted and guidelines are given by the University


Dr. Vinod Kandakure


Dr. M.S. More


Dr. Balaji Mane


Dr. P.D. Khokle



h) Date of Examination in different centers NOT APPLICABLE

i) Date and time when the examination was inspected by the assessors:- 16 April to 22 April 2026

j) Are the invigilation arrangements satisfactory? YES

k) No. of candidates appeared. 142

l) Number and type of practical exercises allotted to candidates (enclose copy of questions/tasks)

m) The standard displayed (On a scale of 10 where 0 = Very poor and 10 = Outstanding) :-7

n) Minimum marks required for passing: 50

PRACTICAL

1. No of Long cases :- 1

2. No of Short cases : 0

3. How many cases were given to each candidate – long and short cases?

ONLY ONE LONG CASE PER CANDIDATE

4. Type of cases given (attach list of long and short cases)

EAR CASES- CSOM(SAFE))

DEVIATED NASAL SEPTUM

TONSILLITIS

5. Average time for (long cases and short cases) for each Candidate.

a. Time for examining the patient :-45 MINUTES

b. Time for discussion fixed time or changed as per the answers of the candidate:-

CHANGED AS PER THE ANSWERS OF THE CANDIDATE

6. How was the assessment done?

-PRESENTATION

-KNOWLEDGE OF STUDENTS

-ABILITY TO UNDERSTAND QUESTIONS AND FORMULATE ANSWERS

-LATERAL KNOWLEDGE RELATED TO CASE

-KNOWLEDGE OF TREATMENT

-LATEST ADVANCES

-OVERALL SKILLS AT CASE PRESENTATION AND CONFIDENCE AND LANGUAGE.

Dr. N. P. Thorawade
Dr. N. P. Thorawade

Dr. M. S. More

Dr. Anil Mane
22/4/26

Dr. P. D. Kulkarni

7. Standard displayed by candidates in general in the clinical part of the examination. (On a scale of 10 where 0 = Very poor and 10 = Outstanding) 7
8. Nature of Discussion of case by the candidate – level of difficulty of questions (On a scale of 10 where 0 = Very easy and 10 = very difficult) 7
- a. Number & type of questions (a copy of the question asked by the examiners may be attached)
- 1) TYPES AND CAUSES OF EAR DISCHARGE
 - 2) SIGNIFICANCE OF HISTORY OF DISCHARGE
 - 3) TYPES OF HEARING LOSS
 - 4) CAUSES OF UNILATERAL/BILATERAL NASAL BLOCKADE
 - 5) WHAT THINGS CAN CAUSE FOUL SMELLING NASAL DISCHARGE
 - 6) TYPES OF DEVIATED NASAL SEPTUM
 - 7) CAUSES OF VOICE CHANGE
 - 8) WHAT ARE GRADES OF TONSILLITIS
 - 9) COMPLICATIONS OF TONSILLECTOMY
 - 10) DIFFERENTIAL DIAGNOSIS OF NECK SWELLINGS
- b. Have all the candidates been uniformly examined and grades or marks awarded as per merit of the question? YES
- c. Was the discussion fair, searching and sufficient for the assessment of practical knowledge and skills? YES
- d. Was the atmosphere friendly and allowed the candidates to express themselves freely? YES
- e. Were supplementary questions asked by the examiners to gauge the depth of knowledge of the candidates? YES
9. Was the assessment done jointly by more than one Examiner? YES
10. How many marks are allotted for clinical examination? 30 MARKS
11. What is the minimum percentage for passing the clinical part? 15 MARKS
12. Are marks obtained in regular internal examinations added on to the marks obtained in the final clinical examination? YES
13. Were any other marks from their course of training, or clinical works done in the wards added to the marks obtained in the final clinical examination? NO
14. If so, to what extent (in percentage of marks)? NOT APPLICABLE

Dr. N. P. Theraswade

Dr. M. S. More

Dr. Balaji More
Dr. Atharv

Dr. P. D. Kharode

15. Has it influenced the result at the final examination? NO

(Method of assessment of clinical work in the wards may be clearly stated).

VIVA-VOICE

1. The content of the interaction (Give extent of coverage of subject)

HISTORICAL ASPECTS/NAMES OF SCIENTISTS

APPLICATIONS

KNOWLEDGE AND DEPTH OF SUBJECT

RECENT ADVANCES

STERILIZATION ASPECT

2. How was it conducted (provide details)?

QUESTIONS FORMULATED ON THE ABOVE POINTS AND STUDENTS WERE ASKED TO ANSWER WITH ADEQUATE TIME GIVEN

3. What was the standard? (On a scale of 10 where 0 = Very poor and 10 = Outstanding).

FORMNMC-1-UG-SAF-C-V_2020 6 :-

4. What was the nature of assessment?

PRACTICAL EXAMINATION INCLUDING

LONG CASE TAKING -45 MINUTES

TABLE VIVA 10 MINUTES

OSCE -40 MINUTES (5 SETS OF QUESTIONS)

5. Was it done jointly by more than one examiner? YES

6. How are the marks obtained in different parts of the examination grouped?

CASE PRESENTATION 30 MARKS

TABLE VIVA :-30 MARKS

OSCE:-40 MARKS

7. What is the minimum for passing in each section and in the grand total? 50 MARKS


8. Results for the last three years. AROUND 96-98 PERCENTAGE


9. No. of students appeared? $25+25+25+25+25+17=142$


10. No. of students passed? 142


11. Other remarks if any. -


Dr. Sandeep V T


Dr. M.S. More



Dr. Balaji More
221 A More



Dr. P.D. Khokle


Dr. V.P. Thakur


Conclusions: Was the standard sufficient for the M.B.B.S. examination as required by Regulations of the Medical Council of India/National Medical Commission? YES


Was the examination conducted satisfactorily to the assessor? YES If not, the reasons to be mentioned: NOT APPLICABLE Observations of the assessors are to be made in assessment report only.


Dr. Candakure V.S.


Dr. M.S. More


Dr. Belej Mane
M.A. 2026


Dr. P.D. Mohale


Dr. V.P. Thorawade